

STATE CHAMPIONS  
1978 BOYS CROSS COUNTRY

# TOMCAT

250 Series  
Micro Rider Scrubber



## FAMILY OF COMMERCIAL CLEANING EQUIPMENT (21"-48")

SCRUBBERS

AUTOMATICS

SCRUBBER/SWEEPERS

SWEEPERS





## TOMCAT 250 SCRUBBERS

These tough, compact scrubbers offer the productivity of riders with better maneuverability than walk-behinds. Designed to clean schools, malls, warehouses, hospitals, while standing up to contract cleaning.

With two specialized cleaning systems to choose from, **TOMCATS** offer the performance and capacity required to clean your unique application.

The three "Disk" machines, with 26", 30", and 34" scrub paths, offer gimbaled brush drive and 50% more scrubbing power than competitive brands.

The scrub deck has curtains and wipers, for unmatched water control. The side shrouds are made of thick steel and remove easily for brush access and adjustments.

## PRODUCTIVITY

Productivity is a function of scrub width, run time and tank capacity, and **TOMCATS** top the chart.

1. 20% larger tanks = Less stopping to refill
2. Wider scrub path = Fewer trips down the aisle
3. High scrub pressure = Less double scrubbing
4. More vacuum = Dry, safe, clean floors
5. Big battery pack = Runs a full shift (7hours!)

## EASY TO SERVICE


Every manufacturer claims to have equipment that is tough and easy to clean up. **TOMCAT** 250s have "Tip Back Tanks" which allow access to batteries, vacuum motors, and actuators.



We invite you to compare other equipment. Your maintenance staff will notice the difference.

**FREE DEMO (800) 450-9824**


**FITS THROUGH 32" DOORS & SMALL EL**



← ONLY 26 INCHES WIDE →

OVERSIZED LID  
PERMITS CLEANING

DRAIN SAVER  
KEEPS DEBRIS OUT  
OF DRAINS




36 VOLT SYSTEM  
RUNS FULL SHIFT



VACUUM MUFFLER  
QUIET OPERATION

WIDE TIRES (5")  
GOOD TRACTION  
AND SOFT  
FOOTPRINT

STEEL BRUSH GUARD  
PROTECTS BRUSH HEAD







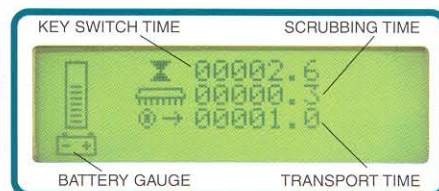
## OPERATOR EASE

The operator sits in a spring-suspended, fully adjustable, mid-back chair. The adjustable steering column, headlight, and armrests further enhance operator comfort.

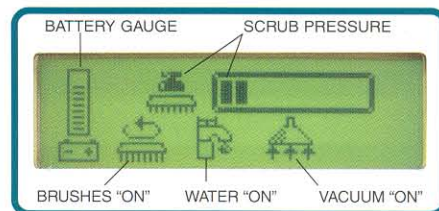
The **TOMCATS** have a powerful drive motor, can climb steep ramps, and come standard with heavy duty tires. Features include an automatic parking brake, and reduction of transport speed while scrubbing or reversing.

Our *Central Command II* system includes a LCD readout, on-board diagnostics, and three hour meters, simplifying preventive maintenance intervals. If the batteries become too discharged, the **TOMCATS** automatically shut down all systems except "transport", to allow the machine to return to the charge station.

### MAINTENANCE SCREEN



### OPERATING SCREEN



## BUILT TOUGH

**TOMCATS** use powerful motors, so they typically run at only 75% of their capacity. This leaves power in reserve for times where heavy stripping is required, and prolongs motor life.

- **TOMCATS** are constructed of thick steel, and powder painted to prevent corrosion.
- The tanks have extra-thick walls, brass inserts, and "through tubes" for strength.
- Steel shrouds protect the scrubhead.
- Tall polyurethane rollers disperse collisions without leaving marks on your walls.
- **TOMCATS** use only stainless fasteners.

## RETURN ON INVESTMENT

AREA Sq. Ft.	TIME REQUIRED TO CLEAN		
	By Hand	Model 250-15	Weekly Savings
10,000	7 hrs	0.5 hrs	\$ 252.00
25,000	17 hrs	1.0 hrs	\$ 636.00
75,000	50 hrs	2.5 hrs	\$1,900.00
100,000	70 hrs	3.5 hrs	\$2,544.00



## SOLD ONLY THROUGH DEALERS

We're building our reputation by providing the toughest, best-engineered, highest-value machines our industry can produce. We make sure that in every market in which our "commercial" dealers do business, they maintain a factory-trained service department with a vested interest in our customers' long-term satisfaction.

We offer a line of cleaning equipment that includes floor machines, sweepers, burnishers and auto scrubbers, in both walk-behind and rider models. All our models are practical, rugged machines that are sensibly priced. Your local dealer can also assist you with machine rentals, soap, and floor sealer information. They will gladly provide service on many brands of cleaning equipment.

## GUARANTEED SERVICE

We guarantee to supply you with the spare parts you need within three work days – or they're yours free. This guarantee applies only to the 48 contiguous states of the United States, at the customer's special request, and to parts that can be shipped by courier.

## SHORTER THAN WALK BEHINDS

**54" LONG    55" LONG    62" LONG**



**250 RIDER    2000 WALKIE    290 RIDER**  
U-TURNS IN 56"

**Manufactured By:**  
**Mid-Central Corporation**  
**P.O. Box 241**  
**Racine, Wisconsin 53401**  
**Phone: (800) 450-9824**  
**Fax: (866) 632-6961**  
**www.tomcatequip.com**

Copyright Mid-Central Corporation 2005. All rights reserved.  
Since our policy is one of constant improvement, all specifications are subject to change without notice.

## Model

**250**

### Body Construction/Dimensions

Tank Material:	Poly (3/8" thick)
Frame Construction:	7 ga. (3/16" steel)
Rear Wheels (dia. x width):	12" x 5" (2,200 lb. cap.)
Drive Wheel (dia. x width):	10" x 3"
Size (L x W x H):	54" x 26" x 55"
Weight (w/out batteries):	784 lbs.
Weight (w/245amp batteries):	1,222 lbs.
Weight (w/325amp batteries):	1,414 lbs.

### Brush/Pad System

Brush Down Pressure:	0-250 lbs.
Brush Actuator Rating:	0-500 lbs.
Brush Pressure Settings:	(5) w/auto. adjust.
Brush/Pad Size:	250-13: (2) 13" (Scrubs 26") 250-15: (2) 15" (Scrubs 30") 250-17: (2) 17" (Scrubs 34")
Brush Speed:	300-rpm
Motor Power(standard):	(2) 0.75 hp
Motor Power(HD Option):	(2) 1.0 hp @ 350rpm

### Battery System

Batteries (standard):	(6) 245 AH
Batteries (optional):	(6) 325 AH
Battery Run Time:	Up to 7 hours
Charger (110-v/60 Hz, auto):	36-v/25 amp

### Solution System

Solution Tank Capacity:	35-gallons
Solution Flow Rate:	0-1.5 gpm
Solution Filter:	Inline Stainless

### Recovery System

Rec. Tank Capacity:	35-gallons
Vacuum Power:	1.0 hp
Vacuum (Lift/Airflow)	68"/70 cfm
Drain Hose (ID):	2.0"
Demisting Chamber:	3-gallons
Recovery Strainer:	60 cubic inches

### Drive System

Power/Type	1.0 hp, Sealed/All Gear
Speed Control:	0-4 mph
Min. Aisle Width U-Turn:	56"
Sound Level:	70 dba

### Optional Equipment

• Spray Hose	• Grey Tires
• Vacuum Wand	• Remote Scrub Wand

## AUTHORIZED DISTRIBUTOR