



# Wire Harness Replacement Kit


Models: Tennant T7 / Nobles Speed Scrub Rider



This kit includes the necessary parts to replace a defective main wire harness on a T7/Speed Scrub Rider. Kit installation is required by TennantTrue® service or an authorized Tennant service provider.

**INSTALLATION NOTICE:** For machines equipped with an old controller board design, shown below, install the supplied connector adapter (p/n 1076631) as described below. The new wire harness is equipped with an upgraded connector design to accommodate the latest controller board design.

### Kit Contents




Item	Part No.	Description	Qty.
1	1076635	Harness, Main [T7] (Included w/ Kit 9001454)	1
	1076634	Harness, Main [T7, EMEA] (Included w/ Kit 9020706)	1
2	1076631*	Harness, Ele, Connector Adapter (for old board)	1
3	391951	Harness, Seat	1


\* If the controller board is equipped with the old connector design, shown below, the new wire harness must be reworked with the supplied connector adapter as described in the following instructions.

### Controller Board


#### Old Connector Design




#### New Connector Design




Connector Adapter Required





Cut and strip the brown/12 & pink/11 wires. Strip wires 3/8" (9.5 mm)



Connect the supplied harness connector adapter using an insulated terminal crimping tool. Seal the terminal connectors with a heat gun.