

Attention Service Manager/Parts Department

Bulletin Level: 1*

Specific Warranty Coverage: Standard Warranty Coverage

Subject: Squeegee Strap Loosening & Material Change

Models Affected: All Convertamatics, Warriors, Advengers, Adgressors, Adhancers, Adphibians, 34RST (All BA625s, BA725s, BA825s, BA755s, BA825s, BA855s, BR600Ss, BR650s, BR700Ss, BR800Ss, BR850Ss, BR950Ss, BR1050Ss, and AX651s)

Parts List Form Number(s) Affected: 56042463, 56042485, 56042469, 56042451, 56042476, 56042446, 56042438, 56042522, 56042504, 56042497 and 56042503.

ECO#: A-03748, A-04002, A-04315, A-04454, A-04679

Issue: Squeegee blade pulls out in the center of the squeegee resulting in poor water pickup.

Cause: The lugs in the casting bottom out in the slots on the strap before the strap is tight, or the hooks at the end of the squeegee bend [Fig 2-3]. Additionally, the straps material was changed to stainless steel to strengthen the straps. The new stainless steel rear straps no longer require the Latch Support (56109554) [Figure 1]. See [Fig 5] for squeegee size identification and [Fig 7] for replacement kit part numbers for individual replacement straps and kits.

Corrective Action: Factory: Rider Machines effective with SN 1000023680 (6/18/09) new straps implemented.

Walk-behind Machines effective with SN 1000026319 (7/31/09) new straps implemented.

Field: If the squeegee straps cannot be sufficiently tightened, replace with appropriate kit (Page 3, Fig 7)

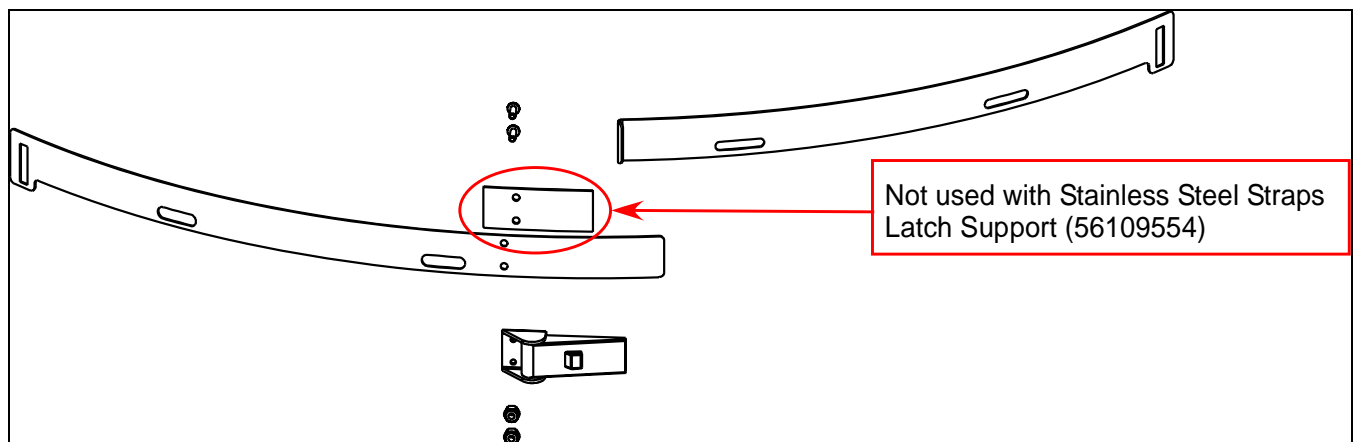


Figure 1

* **Technical Service Bulletin Levels:**

Level 1: These Bulletins contain general information and are without specific warranty coverage.

Level 2: These Bulletins describe continuous quality improvements that are made to products. Specific warranty coverage may apply and if so is noted in the Bulletin.

Level 3: These Bulletins describe a quality problem that has been determined to require a mandatory update to the product. Specific warranty coverage is as noted in Bulletin.




Figure 2




Figure 3




Figure 4

The Squeegee Tool will have a letter cast on it to identify the size. Please check your squeegee to identify what letter is on it to correctly order replacement straps and strap kits. See Figure 2 for squeegee tool identification (Size “B” shown as an example).

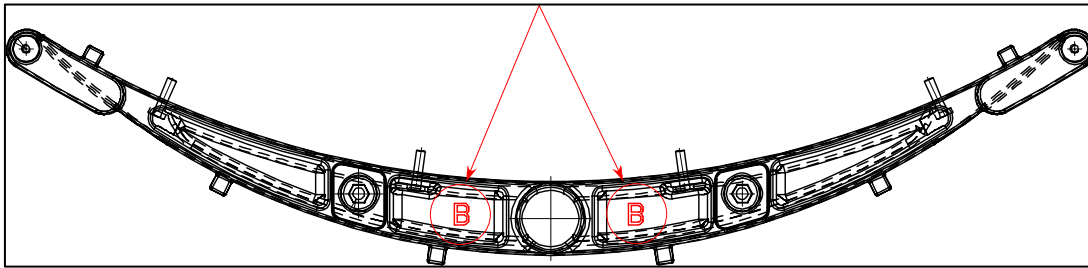


Figure 5

The Strap Kits contain a stainless steel front strap, stainless steel left and right rear straps, latch and hardware [Figure 3].

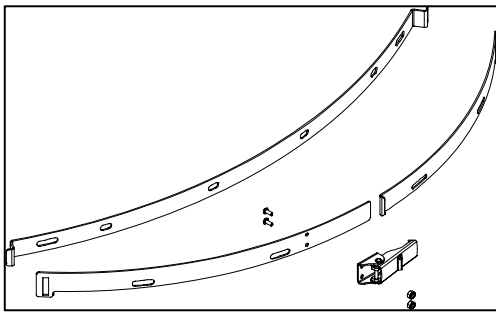


Figure 6

Strap Kits

Size	Obsolete Strap Kits	New Strap Kits
A	56109582	56109659
B	56109583	56109662
C	56109584	56109666
D	56109585	56109669
E	56109586	56109672

Figure 7

Individual Strap Replacement

Size	Obsolete Left Straps	New Left Straps	Obsolete Right Straps	New Right Straps
A	56314317	56109657	56314318	56109658
B	56314026	56109660	56314027	56109661
C	56314323	56109664	56314324	56109665
D	56314691	56109667	56314692	56109668
E	56314797	56109670	56314798	56109671

Figure 8